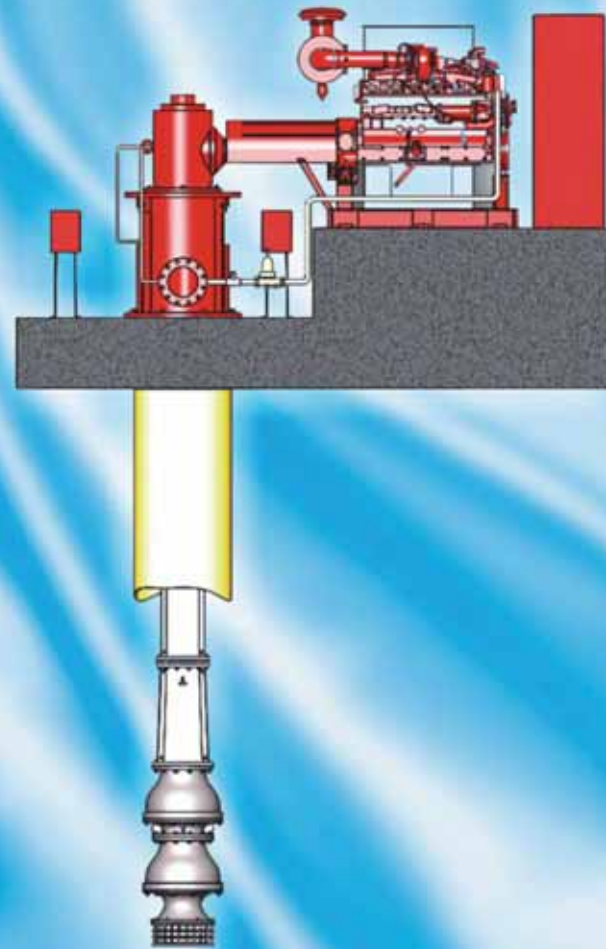




消防泵 FIRE PUMP



nep 湖南耐普泵业股份有限公司
HUNAN NEPTUNE PUMP CO.,LTD.

地址：中国湖南省长沙经济技术开发区盼盼路26号
Add: No.26,panpan Road,changsha Economic
&Technical Development Zone,Hunan,china
邮编 (POST) : 410100
电话 (TEL) : (86) 731-82957166
82957177 82957188
传真 (FAX) : (86) 731-82957100
E-mail: neppump@hnnep.com
Http: //www.hnnep.com

2015年12月印

湖南耐普泵业股份有限公司
HUNAN NEPTUNE PUMP CO.,LTD.

企业简介 Company Brief

湖南耐普泵业股份有限公司是一家水泵制造专业厂家，省“高新技术企业”，中国泵业主要骨干企业之一，位于国家级长沙经济技术开发区。

公司通过自主创新研发、引进消化吸收、与科研院所合作，产品形成了23个系列、247个品种、1203个规格，主要服务于石化、海洋平台、电力、钢铁、市政、水利等领域。

主导产品有立式长轴/斜流泵、消防（应急）泵组、水平中开泵、无泄漏耐腐蚀泵、化工流程泵、低温泵、多相流泵、无密封液下排污泵、潜没式海水电泵、浮船泵站及泵控制系统等。

公司采用CAD、CAM、CAPP、PDM、CRM、ERP，实现了系统的有效集成，提升了信息化管理水平。

耐普泵业有完善的质保体系，通过了ISO9001、ISO14001、OHSAS18001等体系认证。主要产品通过了欧盟CE、美国FM、中国3C、船级社CCS、北京电能、节能等产品认证。

耐普泵业秉承“诚信、精业、创新、卓越”的经营理念，以技术、品牌、服务为核心，做精做强，朝着高端智能装备、富于创新、具有国际竞争力的企业迈进！

Hunan Neptune Pump Co., Ltd. (hereinafter referred to as Nep Pump) is a professional pump manufacturer located in Changsha National Economic and Technological Development Zone. As a provincial-level "High-Tech Enterprise", it is regarded as one of the backbone enterprises in China's pump industry.

By means of independent research and development, the application of imported technology and the cooperation with research institutes, Nep has developed products of 23 series, including 247 varieties and 1,203 specifications. Engaged in products and services for petrochemical, offshore platform, power, iron & steel, municipal administration, water conservancy and other fields,

Vertical turbine/ mixed flow pump, fire (emergency) pump set, horizontal split pump, leakage-free corrosion resistant pump, chemical process pump, cryogenic pump, multiphase flow pump, no-seal under water drain pump, submersible seawater pump, onboard pump station and pump control system are competitive products of Nep.

CAD, CAM, CAPP, PDM, CRM, ERP are used to achieve effective integration of system and promote informatization management level.

With a sound quality assurance system, Nep Pump has obtained ISO9001, ISO14001 and OHSAS18001 certificates and its major products have obtained CE, FM Approval, CCC, CCS certificates, and product certificates and energy conservation product certificates granted by Power (Beijing) Product Certification Centre Co., Ltd.

Adhering to business philosophy of integrity, dedication, innovation and excellence, Nep Pump develops and gets better by focusing on the technology, brand and service. It is moving forward to become an innovative enterprise with high-end intelligent facilities and of international competitiveness.

目录 Catalogue

一、概述 Introduction	3
二、型号说明 Model Coding	4
三、消防泵系统型式及泵组示意图 Fire pump system pattern and pump set schematic diagram	5
四、型谱图 Spectrum chart	10
五、结构图 Structure chart	12
六、性能表 Performance chart	16
七、应用业绩 Application achievement	24



一、概述 Introduction

耐普消防泵产品依据国标GB6245、美国NFPA20等消防标准研发设计，产品的性能、质量达到国际先进水平，并取得中国国家消防强制性产品3C、美国FM认证。

All the development and design of Nep products are followed Chinese standard GB6245 and USA NFPA20 fire protection criteria. The quality and performance of those products are reached the international advanced level and have obtained Chinese fire control product compulsory product certification 3C, USA FM APPROVALS.



耐普泵业消防泵产品具有五大优势：

- 安全：**泵系统内置过压和超速保护装置；泵承压部件经过3MPa及3MPa以上的水压试验、密封试验；泵组经4小时以上的性能试验；产品出厂前通过国家公安部消防产品合格评定中心或美国FM检测机构检测。
- 可靠：**配备消防专用电动机，泵组从零流量到最大流量实现无极调速，加速快（10秒内达到额定工况）、过载能力强。
- 节能：**采用耐普最新一代高效泵，产品通过电能、节能认证。
- 舒适：**采用夹心钢板、高性能吸音材料、海绵等多种吸音结构设计，设备运转噪音可低于85分贝。
- 智能：**采用耐普第三代智能控制系统，具有自动巡检、自动诊断、语音提示、无线监控等特点，确保系统始终处于最佳待机状态。

Five advantages of Nep's fire pump products:

Safety: there are overpressure and over-speed protection device inside the pump system. The pressure-containing members of pump were tested by hydrostatic test and leakage test which are equal or greater than 3MPa. All the pump sets will be tested over 4 hours for performance test. All products have to pass strict inspection by the State Quality Control Center of the Ministry of Public Security or American FM testing organization before delivery.

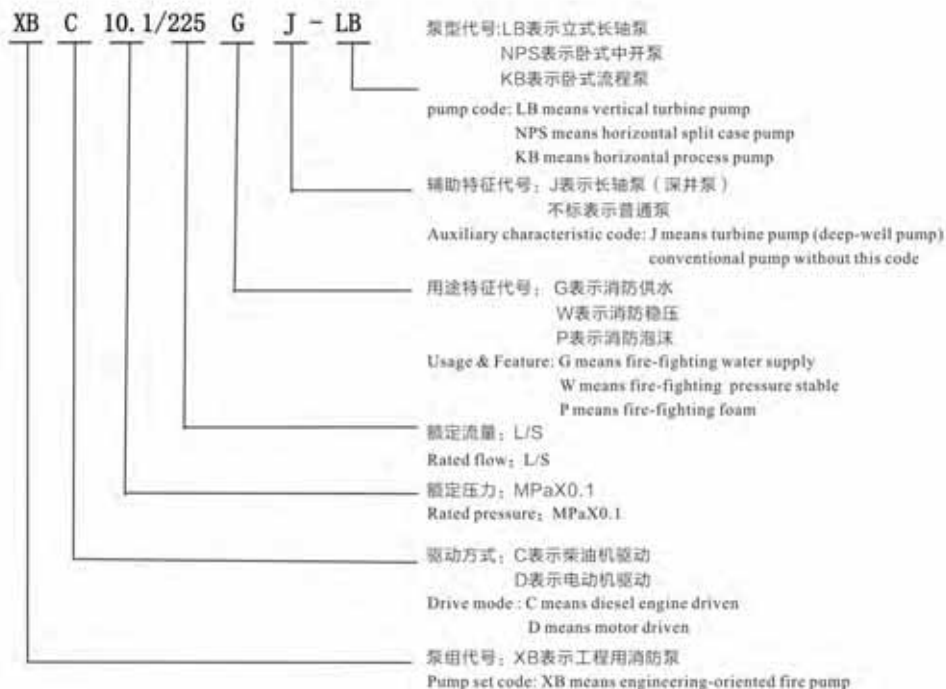
Reliability: matched with fire-service special drive. Stepless speed are achieved from zero flow to maximum flow, with fast acceleration (rated condition can be reached within 10 s) and strong overloading ability.

Energy conservation: Latest Nep's high-effect pump are adopted, which passed electric energy and energy-saving certification.

Comfortable: various of sound absorption physical design are adopted, such as sandwich steel plate, high-performance and damping material, sponge, etc. Equipment running noise will below 85 dB

Intelligence: Nep's third generation intelligent control system are adopted, which has the functions such as automatic inspection, automatic diagnosis, voice prompt, wireless monitoring, to make sure the system are always in good condition.

二、型号说明 Model Coding



型号举例:

XBC10.1/225GJ-LB表示柴油机消防泵组,额定压力1.01MPa,额定流量225L/S,用于消防供水,泵型为立式长轴泵。

XBD7.1/65G-NPS表示电动机消防泵组,额定压力0.71MPa,额定流量65L/S,用于消防供水,泵型为卧式中开泵。

Example:

XBC10.1/225GJ-LB means diesel engine fire pump set, rated pressure is 1.01MPa, rated flow is 225L/S. It can be used for fire-fighting water supply, and pump type is vertical turbine pump.

XBD7.1/65G-NPS means motor fire pump set, rated pressure is 0.71MPa, rated flow is 65L/S. It can be used for fire-fighting water supply, and pump type is horizontal split case pumps

三、消防泵系统型式及泵组示意图 Fire Pump system pattern and pump set schematic diagram

3.1 立式长轴消防泵系统组成

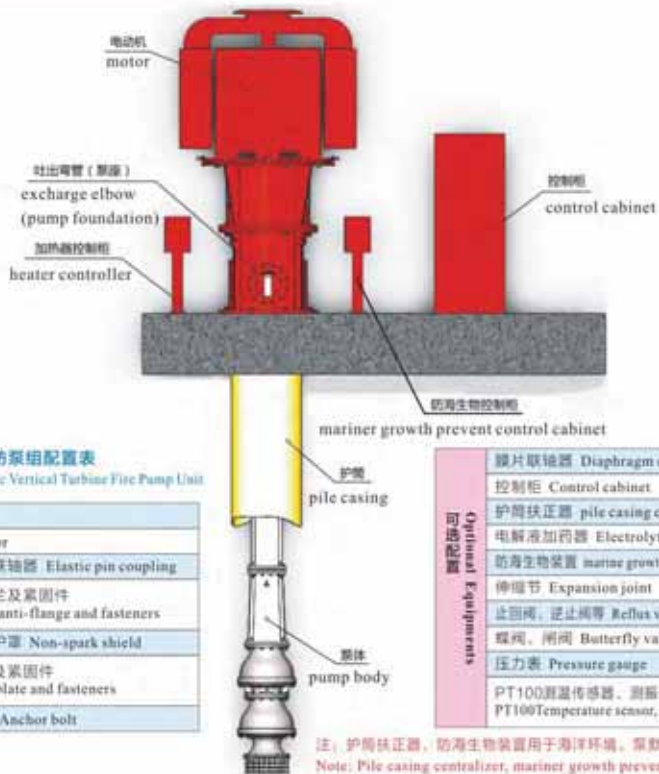
立式长轴消防泵系统一般由电动立式长轴消防泵组、柴油机立式长轴消防泵组、消防稳压装置组成。电动立式长轴消防泵包括：电动立式长轴消防泵及电动立式潜液消防泵。

3.1.1 适用范围：

石油化工、港口码头、海洋平台、电厂、市政建筑、钢铁冶金。

3.1.2 立式长轴消防泵示意图

(图一) 电动立式长轴消防泵示意图
(Figure 1) Electric vertical turbine fire pump schematic diagram



电动立式长轴消防泵配置表
Equipments of Electric Vertical Turbine Fire Pump Unit

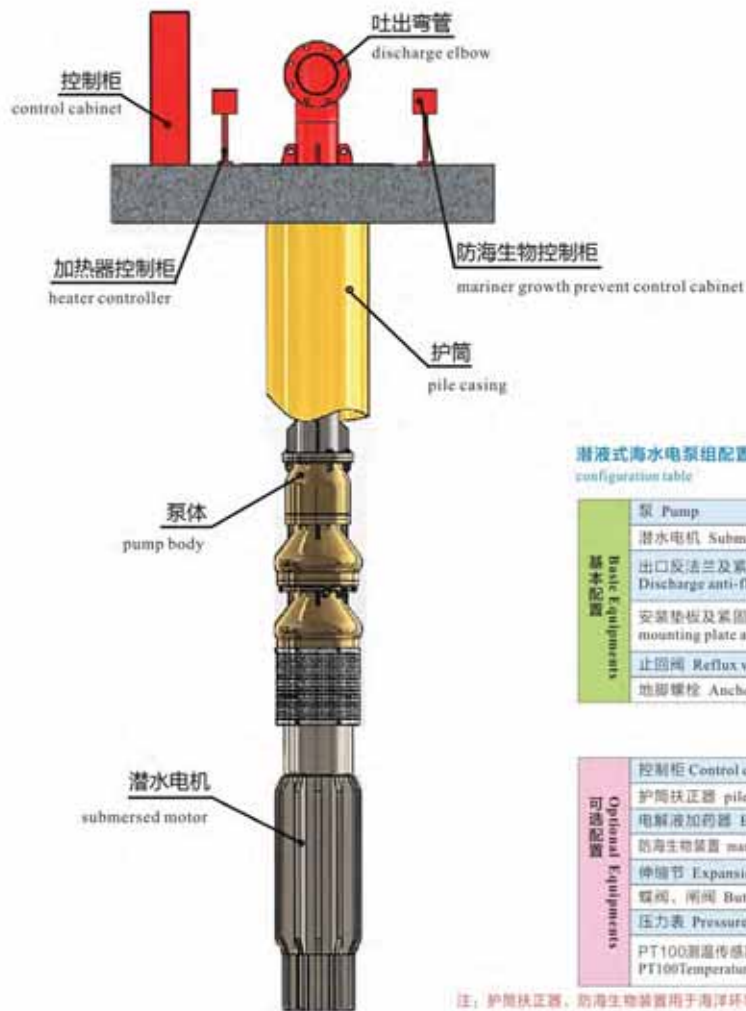
基本配置	配置项
泵 Pump	
电机 Motor	
弹性销联轴器 Elastic pin coupling	
出口法兰及紧固件 Discharge anti-flange and fasteners	
无火花防护罩 Non-spark shield	
安装垫板及紧固件 mounting plate and fasteners	
地脚螺栓 Anchor bolt	

可选配置	配置项
膜片联轴器 Diaphragm coupling	
控制柜 Control cabinet	
护筒扶正器 pile casing centering device	
电解液加药器 Electrolyte doser	
防海生物装置 marine growth preventer (mgp)	
伸缩节 Expansion joint	
止回阀、逆止阀等 Reflux valve, Check valve	
蝶阀、闸阀 Butterfly valve, Gate valve	
压力表 Pressure gauge	
PT100测温传感器、测振传感器	
PT100 Temperature sensor, vibration sensor	

注：护筒扶正器、防海生物装置用于海洋环境。泵默认采用填料密封。
Note: Pile casing centerizer, mariner growth prevent equipment are used for marine environment. The default setting is packing seal.

(图二) 电动立式潜液消防泵组示意图

(Figure 3) Electric vertical submersed fire pump set schematic diagram



潜液式海水电泵组配置表
configuration table

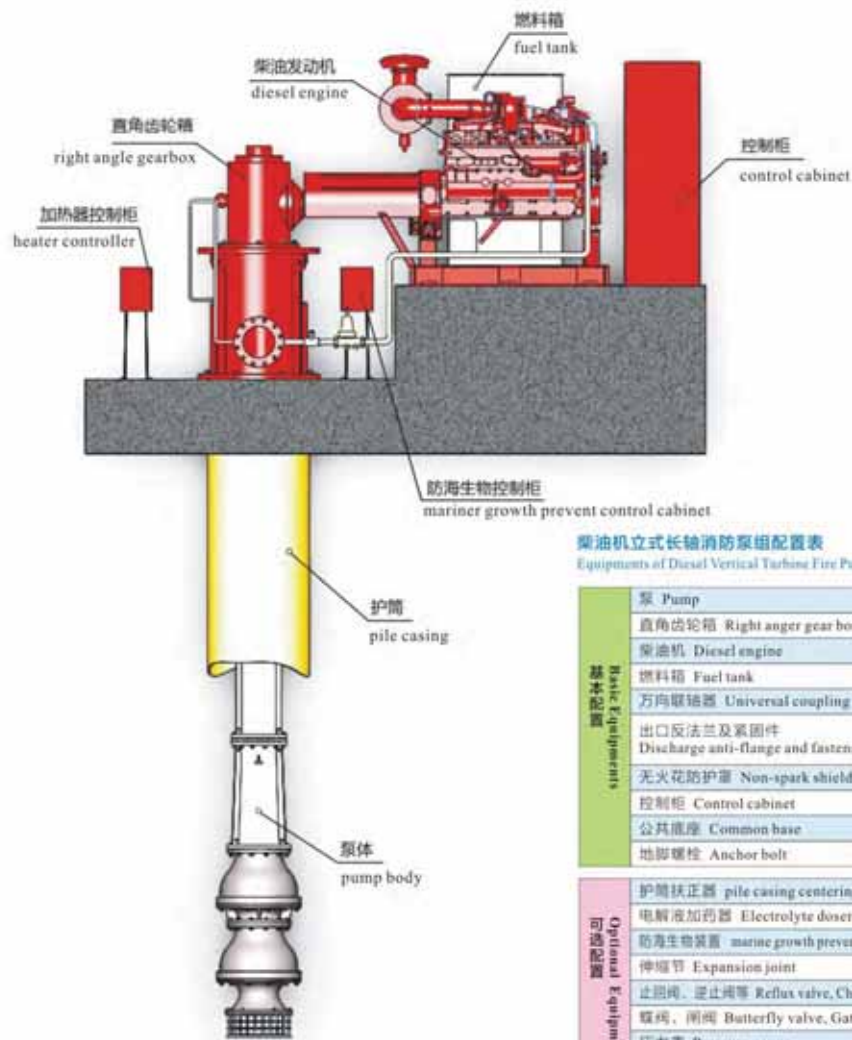
基本配置	配置项
泵 Pump	
潜水电机 Submersible motor	
出口法兰及紧固件 Discharge anti-flange and fasteners	
安装垫板及紧固件 mounting plate and fasteners	
止回阀 Reflux valve	
地脚螺栓 Anchor bolt	

可选配置	配置项
控制柜 Control cabinet	
护筒扶正器 pile casing centering device	
电解液加药器 Electrolyte doser	
防海生物装置 marine growth preventer (mgp)	
伸缩节 Expansion joint	
蝶阀、闸阀 Butterfly valve, Gate valve	
压力表 Pressure gauge	
PT100测温传感器、测振传感器	
PT100 Temperature sensor, vibration sensor	

注：护筒扶正器、防海生物装置用于海洋环境。泵默认采用填料密封。
Note: Pile casing centerizer, mariner growth prevent equipment are used for marine environment. The default setting is packing seal.

(图三) 柴油机立式长轴消防泵示意图

(Figure 2) Diesel engine vertical turbine fire pump schematic diagram



柴油机立式长轴消防泵配置表
Equipments of Diesel Vertical Turbine Fire Pump Unit

基本配置 Basic Equipments	泵 Pump
	直角齿轮箱 Right angle gear box
	柴油机 Diesel engine
	燃料箱 Fuel tank
	万向联轴器 Universal coupling
	出口法兰及紧固件 Discharge anti-flange and fasteners
	无火花防护罩 Non-spark shield
	控制柜 Control cabinet
	公共底座 Common base
	地脚螺栓 Anchor bolt
可选配置 Optional Equipments	
	护筒扶正器 pile casing centering device
	电解液加药器 Electrolyte doser
	防海生物装置 mariner growth preventer (mgp)
	伸缩节 Expansion joint
	止回阀、逆止阀等 Reflux valve, Check valve
	蝶阀、闸阀 Butterfly valve, Gate valve
	压力表 Pressure gauge
	PT100温度传感器、测振传感器 PT100 Temperature sensor, vibration sensor

注：护筒扶正器、防海生物装置用于海洋环境。泵默认采用填料密封
Note: Pile casing centering device, mariner growth prevent equipment are used for marine environment. The default setting is packing seal.

(图四) 消防稳压装置示意图

(适用于立式、卧式消防泵系统)

(Figure 4) Fire voltage stabilizing device schematic diagram
(Apply To Vertical Fire Pump, Horizontal Fire Pump)



消防稳压装置配置表
Equipments of Fire Jockey Pump Unit

配置 Equipment	备注 Remark
稳压泵 Fire jockey pump	一用一备 one use, one spare
进出口法兰及紧固件 Inlet&outlet anti-flange and fasteners	
公共底座 Common base	
地脚螺栓 Anchor bolt	
控制柜 Control cabinet	
伸缩节 Expansion joint	
明杆闸阀 Rising stem Gate valve	
安全阀 Relief valve	
消声止回阀	
压力表 Pressure gauge	
压力开关 Pressure switch	可选压力变送器 Can select Pressure transmitter

3.2卧式中开消防泵系统组成

卧式中开消防泵系统一般由电动卧式中开消防泵组、柴油机卧式中开消防泵组、消防稳压装置组成。

3.2.1适用范围：

石油化工、港口码头、电厂、市政建筑、钢铁冶金。

3.2.2卧式中开消防泵示意图

3.2 The composition of horizontal split case fire pump

Horizontal split case fire pump system usually is made up of electric horizontal split case fire pump set, diesel engine horizontal split case fire pump set and fire voltage stabilizing device.

3.2.1 Range of application:

Petrochemical, port and pier, power plant, municipal building, ferrous

3.2.2 Horizontal split case fire pump schematic diagram

(图五) 电动卧式中开消防泵示意图

(Figure 5) Electric horizontal split case fire pump schematic diagram

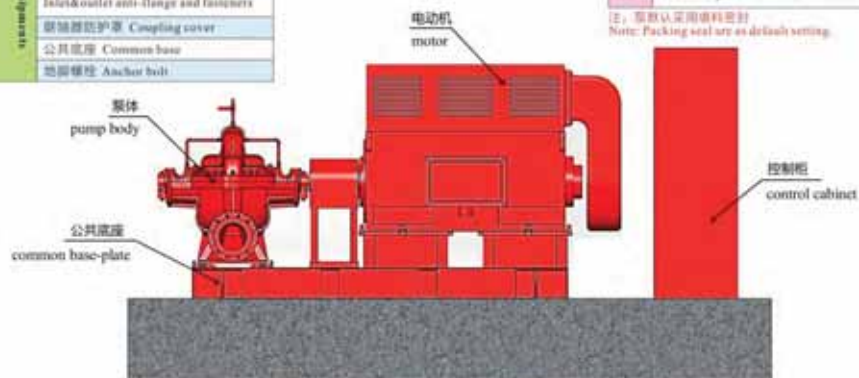
电动卧式中开消防泵配置表

Equipments of Horizontal Split Case Fire Pump Unit

基本配置 Basic Equipments	泵 Pump
	电机 Motor
	弹性联轴器 Elastic pin coupling
	进出口法兰及紧固件 Inlet&outlet anti-flange and fasteners
	联轴器防护罩 Coupling cover
	公共底座 Common base
	地脚螺栓 Anchor bolt
	泵体

可选配置 Optional Equipments	膜片联轴器 Diaphragm coupling
	控制柜 Control cabinet
	伸缩节 Expansion joint
	蝶阀、闸阀 Butterfly valve, Gate valve
	压力表 Pressure gauge
	PT100温度传感器、测振传感器 PT100 Temperature sensor, vibration sensor

注：默认采用填料密封
Note: Packing seal as default setting.



(图六) 柴油机卧式中开消防泵示意图

(Figure 6) Diesel engine horizontal split case fire pump schematic diagram

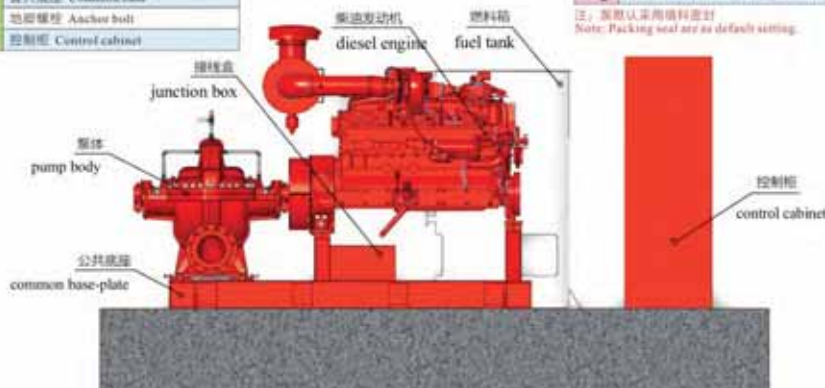
电动卧式中开消防泵配置表

Equipments of Horizontal Split Case Fire Pump Unit

基本配置 Basic Equipments	泵 Pump
	柴油机 Diesel engine
	燃料箱 Fuel tank
	高弹性联轴器 High-elastic coupling
	进出口法兰及紧固件 Inlet&outlet anti-flange and fasteners
	联轴器防护罩 Coupling cover
	公共底座 Common base
	地脚螺栓 Anchor bolt
控制柜 Control cabinet	


可选配置 Optional Equipments	膜片联轴器 Diaphragm coupling
	伸缩节 Expansion joint
	蝶阀、闸阀 Butterfly valve, Gate valve
	压力表 Pressure gauge
	PT100温度传感器、测振传感器 PT100 Temperature sensor, vibration sensor
	注：默认采用填料密封 Note: Packing seal as default setting.

注：默认采用填料密封
Note: Packing seal as default setting.

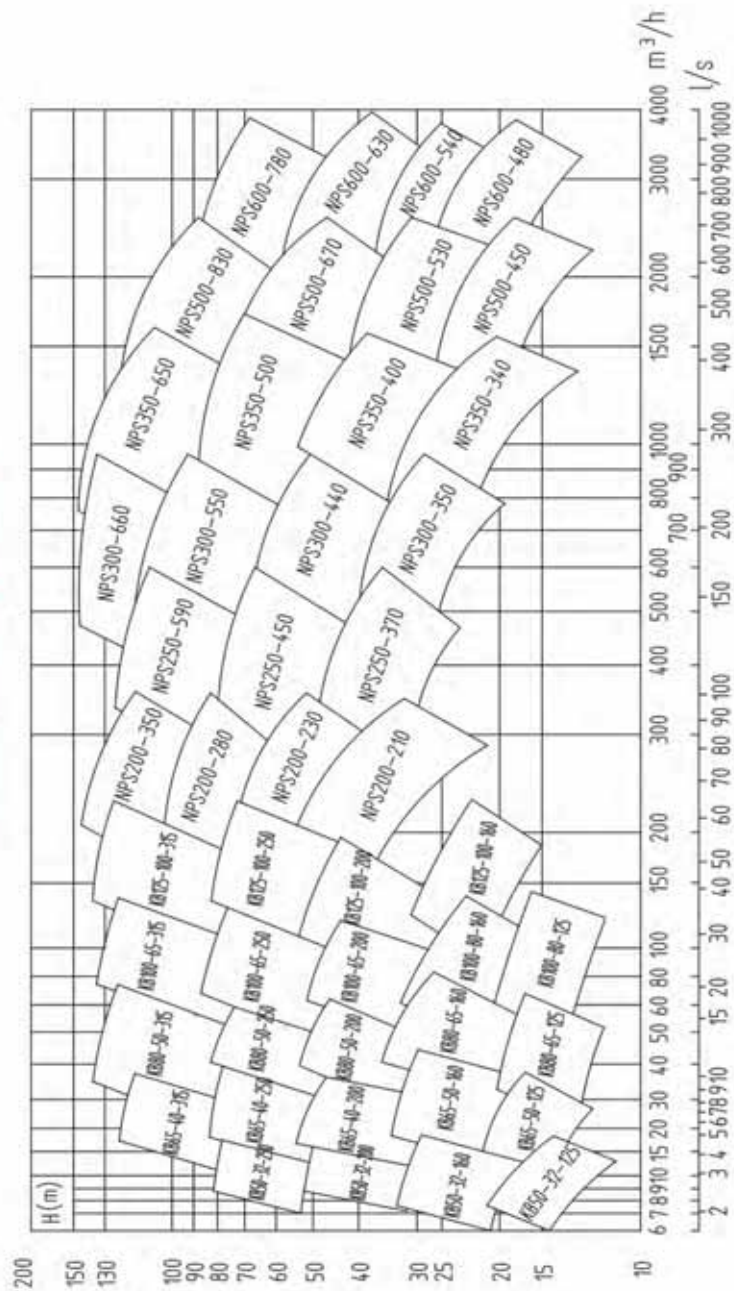


四、型谱图 Spectrum Chart

立式消防泵型谱图
vertical fire pump spectrum chart



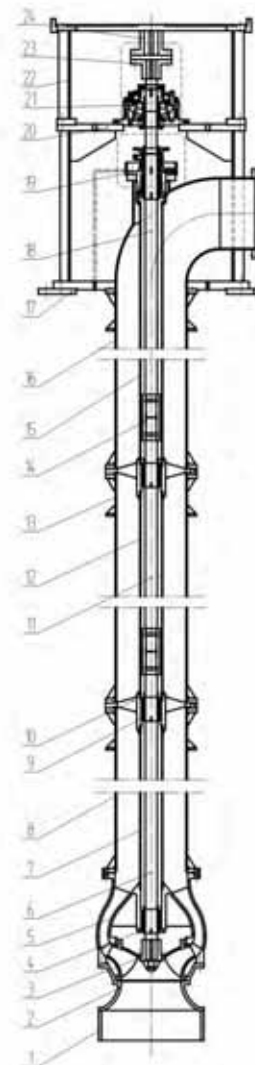
卧式消防泵型谱图
horizontal fire pump spectrum chart



五、结构图 Structure Chart

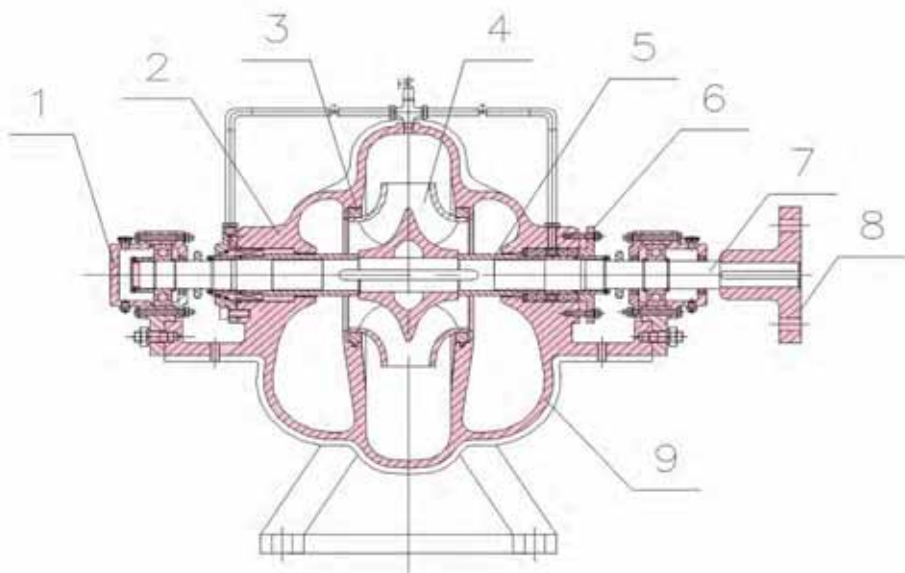
5.1 立式长轴消防泵结构图 Vertical turbine fire pump structure chart

- | | |
|-------------|-------------------------|
| 1. 入口滤网 | Filter at entrance |
| 2. 吸入喇叭口 | Suction bellmouth |
| 3. 叶轮 | Impeller |
| 4. 导轴承下 | Guide bearing(lower) |
| 5. 导叶体 | Diffuser |
| 6. 主轴下 | Main shaft(lower) |
| 7. 内接管下 | Inter column(lower) |
| 8. 外接管下 | External column(lower) |
| 9. 导轴承中 | Guide bearing(mid.) |
| 10. 轴承支架 | Bearing bracket |
| 11. 主轴中 | Main shaft(mid.) |
| 12. 内接管中 | Inter column(mid.) |
| 13. 外接管中 | External column(mid.) |
| 14. 哈夫联轴器部件 | Hough coupling assembly |
| 15. 内接管上 | Inter column(upper) |
| 16. 外接管上 | External column(upper) |
| 17. 安装垫板 | Installation plate |
| 18. 主轴上 | Main shaft(upper.) |
| 19. 填料函部件 | Packing box assembly |
| 20. 吐出弯管 | Discharge elbow |
| 21. 推力轴承部件 | Thrust bearing assembly |
| 22. 电机支架 | Motor support |
| 23. 泵联轴器 | Pump coupling |
| 24. 电机联轴器 | Motor coupling |



5.2 卧式中开消防泵结构图

Horizontal split case fire pump structure chart



- 1、轴承体部件 2、泵盖 3、叶轮密封环 4、叶轮 5、填料(机封)轴套
6、填料(机封)压盖 7、轴 8、联轴器 9、泵体
1、Bearing assembly 2、Pump cover 3、Impeller seal ring 4、Impeller
5、Packing(mechanical seal) shaft sleeve 6、Packing(mechanical seal) shaft gland
7、Shaft 8、Coupling 9、Pump body

5.3 立式长轴消防泵推荐材质表

Recommend material for vertical turbine fire pump

零件 part	介质 media	清水 clean water	海水 seawater
吐出弯管中间接管 (外、内) discharge elbow column pipe (internal and external)		碳钢 carbon steel	双相不锈钢 duplex stainless steel
导叶、吸入喇叭口 diffuser, suction bellmouth		球铁 ductile iron	双相不锈钢 duplex stainless steel
叶轮 impeller		不锈钢/青铜 stainless steel/bronze	双相不锈钢 duplex stainless steel
叶轮室、密封环 impeller room, sealing ring		不锈钢/青铜 stainless steel/bronze	双相不锈钢 duplex stainless steel
主轴 main shaft		优质碳钢/不锈钢 qualitative carbon steel / stainless steel	双相不锈钢 duplex stainless steel
轴套 shaft sleeve		优质碳钢/不锈钢 qualitative carbon steel / stainless steel	双相不锈钢 duplex stainless steel
导轴承 guide bearing		碳钢+耐磨橡胶 碳钢+赛龙 碳钢+高分子材料 carbon steel+abrasion resistant rubber carbon steel+Thordon carbon steel+high polymer material	双相不锈钢+耐磨橡胶 双相不锈钢+赛龙 双相不锈钢+高分子材料 duplex stainless steel+ abrasion resistant rubber duplex stainless steel+ Thordon duplex stainless steel+ high polymer material

备注:可根据用户要求或具体工况选择材质

remark: materials can be changed depends on customers' requirements or actual working condition.

5.4 卧式中开消防泵材质推荐表

Recommend material for horizontal split case fire pump

零件 part	介质 media	清水 clean water	海水 seawater
泵体 pump body		球铁 ductile iron	双相不锈钢 duplex stainless steel
泵盖 pump cover		球铁 ductile iron	双相不锈钢 duplex stainless steel
叶轮 impeller		不锈钢+青铜 stainless steel+bronze	双相不锈钢 duplex stainless steel
密封环 seal ring		不锈钢+青铜 stainless steel+bronze	双相不锈钢 duplex stainless steel
主轴 main shaft		优质碳钢/不锈钢 qualitative carbon steel / stainless steel	双相不锈钢 duplex stainless steel
轴套 shaft sleeve		优质碳钢/不锈钢 qualitative carbon steel / stainless steel	双相不锈钢 duplex stainless steel
联轴器 coupling		铸钢/不锈钢 carbon steel/ stainless steel	不锈钢 stainless steel

备注:可根据用户要求或具体工况选择材质

remark: materials can be changed depends on customers' requirements or actual working condition.

5.5 消防稳压泵材质推荐表

Recommend material for Fire Jockey Pump

零件 part	介质 media	清水 clean water	海水 seawater
泵体 pump body		不锈钢 stainless steel	双相不锈钢 duplex stainless steel
泵盖 pump cover		不锈钢 stainless steel	双相不锈钢 duplex stainless steel
叶轮 impeller		不锈钢 stainless steel	双相不锈钢 duplex stainless steel
密封环 seal ring		不锈钢 stainless steel	双相不锈钢 duplex stainless steel
主轴 main shaft		不锈钢 stainless steel	双相不锈钢 duplex stainless steel
轴套 shaft sleeve		不锈钢 stainless steel	双相不锈钢 duplex stainless steel
联轴器 coupling		铸钢/不锈钢 carbon steel/ stainless steel	不锈钢 stainless steel

备注:可根据用户要求或具体工况选择材质

remark: materials can be changes depends on customers' requirements or actual working condition.

六、性能表 Performance Chart

6.1 XBD立式消防泵性能参数表

XBD vertical fire pump property parameter table.

机组型号 Unit model	流量 Flow		扬程 Head	转速 Rotate speed	效率 Efficiency	轴功率 Shaft power	电机功率 Motor power	必需汽蚀 余量 Necessary NPSHr	配套泵型号 Matched pump type
	Q		H	n	η	Pa	Power	NPSHr	
	m ³ /h	L/s	m	r/min	%	kW	kW	m	
XBD2/41.7GJ-LB	150	41.7	20	1480	79	10.3	15	2.4	150LB-20
XBD3/41.7GJ-LB	150	41.7	30	1480	79	15.5	18.5	2.5	150LB-30
XBD4/41.7GJ-LB	150	41.7	40	1480	79	21	22	2.4	150LB-40
XBD6/41.7GJ-LB	150	41.7	60	1480	79	31	37	2.4	150LB-60
XBD8/41.7GJ-LB	150	41.7	80	1480	79	43	45	2.4	150LB-40X2
XBD12/41.7GJ-LB	150	41.7	120	1480	79	62	75	2.4	150LB-40X3
XBD1.5/69.4GJ-LB	250	69.4	15	1480	81	12.6	15	3.5	200LB-15
XBD2.5/69.4GJ-LB	250	69.4	25	1480	81	21	30	2.7	200LB-25
XBD3.5/69.4GJ-LB	250	69.4	35	1480	81	29	37	2.7	200LB-35
XBD5.5/69.4GJ-LB	250	69.4	55	1480	81	46	55	3.0	200LB-55
XBD7.0/69.4GJ-LB	250	69.4	70	1480	81	59	75	2.7	200LB-35X2
XBD11/69.4GJ-LB	250	69.4	110	1480	81	9.2	11	2.7	200LB-55X2
XBD16.5/69.4GJ-LB	250	69.4	165	1480	81	138	160	2.7	200LB-55X3
XBD2/138.9GJ-LB	500	138.9	20	1480	81	33.6	45	4.5	250LB-20
XBD3/138.9GJ-LB	500	138.9	30	1480	81	50	55	2.7	250LB-30
XBD4/138.9GJ-LB	500	138.9	40	1480	81	67	75	2.7	250LB-40
XBD5/138.9GJ-LB	500	138.9	50	1480	81	84	110	3.0	250LB-50
XBD8/138.9GJ-LB	500	138.9	80	1480	81	134	160	2.7	250LB-40X2
XBD1.2/138.9GJ-LB	500	138.9	120	1480	81	200	250	2.7	250LB-40X3
XBD1.5/138.9GJ-LB	500	138.9	150	1480	81	252	315	50	250LB-50X3
XBD2/222.2GJ-LB	800	222.2	20	1480	81	53	75	5.5	300LB-20
XBD3/222.2GJ-LB	800	222.2	30	1480	81.7	77	110	6.5	300LB-30
XBD4/222.2GJ-LB	800	222.2	40	1480	81	107	132	3.2	300LB-40
XBD5/222.2GJ-LB	800	222.2	50	1480	79	137	160	3.2	300LB-50
XBD7/222.2GJ-LB	800	222.2	70	1480	76	200	250	5.0	300LB-70
XBD10/222.2GJ-LB	800	222.2	100	1480	81	269	315	3.2	300LB-50x2
XBD14/222.2GJ-LB	800	222.2	140	1480	76	400	450	5.0	300LB-70x2
XBD21/222.2GJ-LB	800	222.2	210	1480	76	600	710	5.0	300LB-70x3

机组型号 Unit model	流量 Flow		扬程 Head	转速 Rotate speed	效率 Efficiency	轴功率 Shaft power	电机功率 Motor power	必需汽蚀 余量 Necessary NPSHr	配套泵型号 Matched pump type
	Q		H	n	η	Pa	Power	NPSHr	
	m ³ /h	L/s	m	r/min	%	kW	kW	m	
XBD1.5/302.2GJ-LB	1088	302.2	15	1480	83	53	75	5.3	350LB-15
XBD2.5/319GJ-LB	1150	319	25	1480	85	92	110	6.7	350LB-25
XBD3.5/319GJ-LB	1150	319	35	1480	85	129	160	6.0	350LB-35
XBD4.5/319GJ-LB	1150	319	45	1480	82	171	200	8.0	350LB-45
XBD7/319GJ-LB	1150	319	70	1480	82	267	315	6.0	350LB-35X2
XBD9/319GJ-LB	1150	319	90	1480	82	343	400	8.0	350LB-45X2
XBD13.5/319GJ-LB	1150	319	135	1480	82	515	630	8.0	350LB-45X3
XBD1.5/333.3GJ-LB	1200	333.3	15	980	84	58.7	75	4.3	400LB-15
XBD2/417GJ-LB	1500	417	20	1480	83.7	103	132	6.8	400LB-20
XBD3/417GJ-LB	1500	417	30	1480	81	151	200	7.5	400LB-30
XBD4/417GJ-LB	1500	417	40	1480	83.7	195	250	6.8	400LB-20X2
XBD7/417GJ-LB	1500	417	70	980	86	332	400	3.8	400LB-35x2
XBD9/417GJ-LB	1500	417	90	980	86	427	500	5.5	400LB-45x2
XBD16.5/417GJ-LB	1500	417	165	980	86	783	900	5.5	400LB-55x3

6.2 XBC立式消防泵组参数表
XBC vertical fire pump set property parameter table.

机组型号 Unit model	流量 Flow		扬程 Head	转速 Rotate speed	效率 Efficiency	轴功率 Shaft power	必需汽蚀 余量 Necessary NPSHr	配套泵型号 Matched pump type
	Q		H	n	η	Pa	NPSHr	
	m ³ /h	L/s	m	r/min	%	kW	m	
XBC2/41.7GJ-LB	150	41.7	20	1500	79	10.3	2.4	150LB-20
XBC3/41.7GJ-LB	150	41.7	30	1500	79	15.5	2.5	150LB-30
XBC4/41.7GJ-LB	150	41.7	40	1500	79	21	2.4	150LB-40
XBC6/41.7GJ-LB	150	41.7	60	1500	79	31	2.4	150LB-60
XBC8/41.7GJ-LB	150	41.7	80	1500	79	43	2.4	150LB-40X2
XBC12/41.7GJ-LB	150	41.7	120	1500	79	62	2.4	150LB-40X3
XBC1.5/69.4GJ-LB	250	69.4	15	1500	81	12.6	3.5	200LB-15
XBC2.5/69.4GJ-LB	250	69.4	25	1500	81	21	2.7	200LB-25
XBC3.5/69.4GJ-LB	250	69.4	35	1500	81	29	2.7	200LB-35
XBC5.5/69.4GJ-LB	250	69.4	55	1500	81	46	3.0	200LB-55
XBC7.0/69.4GJ-LB	250	69.4	70	1500	81	59	2.7	200LB-35X2
XBC11/69.4GJ-LB	250	69.4	110	1500	81	9.2	2.7	200LB-55X2
XBC16.5/69.4GJ-LB	250	69.4	165	1500	81	138	2.7	200LB-55X3
XBC2/138.9GJ-LB	500	138.9	20	1500	81	33.6	4.5	250LB-20
XBC3/138.9GJ-LB	500	138.9	30	1500	81	50	2.7	250LB-30
XBC4/138.9GJ-LB	500	138.9	40	1500	81	67	2.7	250LB-40
XBC5/138.9GJ-LB	500	138.9	50	1500	81	84	3.0	250LB-50
XBC8/138.9GJ-LB	500	138.9	80	1500	81	134	2.7	250LB-40X2
XBC12/138.9GJ-LB	500	138.9	120	1500	81	200	2.7	250LB-40X3
XBC1.5/138.9GJ-LB	500	138.9	150	1500	81	252	50	250LB-50X3
XBC2/222.2GJ-LB	800	222.2	20	1500	81	53	5.5	300LB-20
XBC3/222.2GJ-LB	800	222.2	30	1500	81.7	77	6.5	300LB-30
XBC4/222.2GJ-LB	800	222.2	40	1500	81	107	3.2	300LB-40
XBC5/222.2GJ-LB	800	222.2	50	1500	79	137	3.2	300LB-50
XBC7/222.2GJ-LB	800	222.2	70	1500	76	200	5.0	300LB-70
XBC10/222.2GJ-LB	800	222.2	100	1500	81	269	3.2	300LB-50x2
XBC14/222.2GJ-LB	800	222.2	140	1500	76	400	5.0	300LB-70x2
XBC21/222.2GJ-LB	800	222.2	210	1500	76	600	5.0	300LB-70x3
XBC1.5/302.2GJ-LB	1088	302.2	15	1500	83	53	5.3	350LB-15
XBC2.5/319GJ-LB	1150	319	25	1500	85	92	6.7	350LB-25
XBC3.5/319GJ-LB	1150	319	35	1500	85	129	6.0	350LB-35

机组型号 Unit model	流量 Flow		扬程 Head	转速 Rotate speed	效率 Efficiency	轴功率 Shaft power	必需汽蚀 余量 Necessary NPSHr	配套泵型号 Matched pump type
	Q		H	n	η	Pa	NPSHr	
	m ³ /h	L/s	m	r/min	%	kW	m	
XBC4.5/319GJ-LB	1150	319	45	1500	82	171	8.0	350LB-45
XBC7/319GJ-LB	1150	319	70	1500	82	267	6.0	350LB-35X2
XBC9/319GJ-LB	1150	319	90	1500	82	343	8.0	350LB-45X2
XBC13.5/319GJ-LB	1150	319	135	1500	82	515	8.0	350LB-45X3
XBC1.5/333.3GJ-LB	1200	333.3	15	1000	84	58.7	4.3	400LB-15
XBC2/417GJ-LB	1500	417	20	1500	83.7	103	6.8	400LB-20
XBC3/417GJ-LB	1500	417	30	1500	81	151	7.5	400LB-30
XBC4/417GJ-LB	1500	417	40	1500	83.7	195	6.8	400LB-20X2
XBC7/417GJ-LB	1500	417	70	1000	86	332	3.8	400LB-35x2
XBC9/417GJ-LB	1500	417	90	1000	86	427	5.5	400LB-45x2
XBC16.5/417GJ-LB	1500	417	165	1000	86	783	5.5	400LB-55x3

6.3 XBD卧式消防泵组性能参数表
XBD horizontal fire pump set property parameter table.

机组型号 Unit model	流量 Flow		扬程 Head	转速 Rotate speed	泵效率 Pump efficiency	轴功率 Shaft power	电机功率 Motor power	必需汽蚀 余量 Necessary NPSHr	泵口径 Pump caliber		重量 Weight Kg	配套泵型号 Matched pump type
	Q		H	n	η	Pa	Power	NPSHr	进口	出口		
	m ³ /h	l/s	m	r/min	%	kW	kW	m	mm	mm		
XBD1.7/3.5G-KB	12.5	3.5	17	2950	58	1.2	2.2	2.3	50	32	50	KB50-32-125
XBD3.2/3.5G-KB	12.5	3.5	32	2950	53	2.1	3	2.3	50	32	50	KB50-32-160
XBD5/3.5G-KB	12.5	3.5	50	2950	46	3.7	5.5	2.3	50	32	53	KB50-32-200
XBD8/3.5G-KB	12.5	3.5	80	2950	38	9.7	11	2.3	50	32	84	KB50-32-250
XBD2/6.9G-KB	25	6.9	20	2950	68	2.0	3	2.5	65	50	52	KB65-50-125
XBD3.2/6.9G-KB	25	6.9	32	2950	65	3.4	5.5	2.5	65	50	55	KB 65-50-160
XBD5/6.9G-KB	25	6.9	50	2950	58	5.9	7.5	2.5	65	40	60	KB 65-40-200
XBD8/6.9G-KB	25	6.9	80	2950	48	10.9	15	2.5	65	40	90	KB 65-40-250
XBD12.5/6.9G-KB	25	6.9	125	2950	40	21.3	30	2.5	65	40	120	KB 65-40-315
XBD2/13.9G-KB	50	13.9	20	2950	74	3.8	5.5	3.0	80	65	60	KB 80-65-125
XBD3.2/13.9G-KB	50	13.9	32	2950	73	6.1	7.5	3.0	80	65	70	KB 80-65-160
XBD5/14G-KB	50.4	14	50	2900	69	9.9	15	3.0	80	50	80	KB80-50-200
XBD8/14G-KB	50.4	14	80	2900	63	17.4	22	3.0	80	50	105	KB80-50-250
XBD12.5/14G-KB	50.4	14	125	2950	54	31.8	37	3.0	80	50	115	KB80-50-315
XBD3.2/28G-KB	100.8	28	32	2900	78	11.3	15	4.5	100	80	90	KB100-80-160
XBD5/28G-KB	100.8	28	50	2950	74	18.5	22	4.0	100	65	95	KB100-65-200
XBD8/28G-KB	100.8	28	80	2950	72	30.5	37	4.0	100	65	125	KB100-65-250
XBD12.5/28G-KB	100.8	28	125	2950	66	52.0	75	4.0	100	65	145	KB100-65-315
XBD5/45G-KB	162	45	50	2950	81	27.2	37	4.5	125	100	102	KB125-100-200
XBD7.8/44.4G-KB	174	44.4	78	2950	78	54.5	75	4.0	125	100	155	KB 125-100-250
XBD12.5/55.6G-KB	200	55.6	125	2950	75	90.8	110	4.5	125	100	160	KB 125-100-315
XBD4.3/78G-NPS	280.8	78	43	2950	85	38.7	45	5.9	200	150	220	NPS200-210
XBD6.4/78G-NPS	280.8	78	64	2950	83	59.0	75	5.9	200	150	263	NPS200-230
XBD9.6/78G-NPS	280.8	78	96	2980	80	91.8	132	5.0	200	125	240	NPS200-280
XBD13.2/78G-NPS	280.8	78	132	2980	77	131.1	160	5.9	200	125	330	NPS200-350
XBD4.3/135G-NPS	486	135	43	1450	84	67.8	90	3.4	250	200	602	NPS250-370
XBD7.4/135G-NPS	486	135	74	1450	82.5	118.7	160	3.4	250	200	816	NPS250-450
XBD11.8/139G-NPS	500	139	118	1450	81	198.5	250	3.5	250	200	1186	NPS250-590
XBD3.4/220G-NPS	792	220	34	1450	87	84.3	90	4.6	300	250	876	NPS300-350
XBD5.9/220G-NPS	792	220	59	1450	86	148.0	200	4.6	300	250	906	NPS300-440
XBD10.3/220G-NPS	792	220	103	1450	84	264.5	315	4.6	300	200	848	NPS300-550
XBD14/220G-NPS	792	220	140	1480	82	368.2	500	4.6	300	200	1005	NPS300-660
XBD2.7/350G-NPS	1260	350	27	1450	89	104.1	132	5.3	350	300	978	NPS350-340

机组型号 Unit model	流量 Flow		扬程 Head	转速 Rotate speed	泵效率 Pump efficiency	轴功率 Shaft power	电机功率 Motor power	必需汽蚀 余量 Necessary NPSHr	泵口径 Pump caliber		重量 Weight	配套泵型号 Matched pump type
	Q		H	n	η	Pa	Power	NPSHr	进口	出口	Kg	
	m ³ /h	l/s	m	r/min	%	kW	kW	m	mm	mm		
XBD4.5/350G-NPS	1260	350	45	1450	87	177.5	220	5.3	350	300	1110	NPS350-400
XBD8/350G-NPS	1260	350	80	1480	78	351.9	400	5.5	350	250	1208	NPS350-500
XBD13.1/350G-NPS	1260	350	131	1450	82	548.2	710	5.4	350	200	1588	NPS350-650
XBD2.2/560G-NPS	2016	560	22	980	88	137.3	185	4.7	500	400	1728	NPS500-450
XBD3.6/560G-NPS	2016	560	36	990	88	224.6	280	4.5	500	350	2220	NPS500-530
XBD6/560G-NPS	2016	560	60	980	87	378.6	450	5.0	500	350	2550	NPS500-670
XBD10.6/560G-NPS	2016	560	106	990	86	676.7	800	5.0	500	300	2800	NPS500-830
XBD2.2/880G-NPS	3168	880	22	990	89	213.3	250	6.9	600	600	3100	NPS600-480
XBD3.3/880G-NPS	3168	880	33	990	90	316.3	400	7.0	600	500	3200	NPS600-540
XBD5/880G-NPS	3168	880	50	980	89	484.7	560	6.5	600	400	3856	NPS600-630
XBD7.5/880G-NPS	3168	880	75	990	88	735.3	900	8.8	600	500	5000	NPS600-780

6.4 XBC卧式消防泵组性能参数表
XBC horizontal fire pump set property parameter table.

机组型号 Unit model	流量 Flow		扬程 Head	转速 Rotate speed	泵效率 Pump efficiency	轴功率 Shaft power	必需汽蚀 余量 Necessary NPSHr	泵口径 Pump caliber		重量 Weight	配套泵型号 Matched pump type
	Q		H	n	η	Pa	NPSHr	进口	出口	Kg	
	m ³ /h	l/s	m	r/min	%	kW	m	mm	mm		
XBC1.7/3.5G-KB	12.5	3.5	17	3000	58	1.2	2.3	50	32	50	KB50-32-125
XBC3.2/3.5G-KB	12.5	3.5	32	3000	53	2.1	2.3	50	32	50	KB50-32-160
XBC5/3.5G-KB	12.5	3.5	50	3000	46	3.7	2.3	50	32	53	KB50-32-200
XBC8/3.5G-KB	12.5	3.5	80	3000	38	9.7	2.3	50	32	84	KB50-32-250
XBC2/6.9G-KB	25	6.9	20	3000	68	2.0	2.5	65	50	52	KB65-50-125
XBC3.2/6.9G-KB	25	6.9	32	3000	65	3.4	2.5	65	50	55	KB 65-50-160
XBC5/6.9G-KB	25	6.9	50	3000	58	5.9	2.5	65	40	60	KB 65-40-200
XBC8/6.9G-KB	25	6.9	80	3000	48	10.9	2.5	65	40	90	KB 65-40-250
XBC12.5/6.9G-KB	25	6.9	125	3000	40	21.3	2.5	65	40	120	KB 65-40-315
XBC2/13.9G-KB	50	13.9	20	3000	74	3.8	3.0	80	65	60	KB 80-65-125
XBC3.2/13.9G-KB	50	13.9	32	3000	73	6.1	3.0	80	65	70	KB 80-65-160
XBC5/14G-KB	50.4	14	50	3000	69	9.9	3.0	80	50	80	KB80-50-200
XBC8/14G-KB	50.4	14	80	3000	63	17.4	3.0	80	50	105	KB80-50-250
XBC12.5/14G-KB	50.4	14	125	3000	54	31.8	3.0	80	50	115	KB80-50-315
XBC3.2/28G-KB	100.8	28	32	3000	78	11.3	4.5	100	80	90	KB100-80-160
XBC5/28G-KB	100.8	28	50	3000	74	18.5	4.0	100	65	95	KB100-65-200
XBC8/28G-KB	100.8	28	80	3000	72	30.5	4.0	100	65	125	KB100-65-250
XBC12.5/28G-KB	100.8	28	125	3000	66	52.0	4.0	100	65	145	KB100-65-315
XBC5/45G-KB	162	45	50	3000	81	27.2	4.5	125	100	102	KB125-100-200
XBC7.8/44.4G-KB	174	44.4	78	3000	78	54.5	4.0	125	100	155	KB125-100-250
XBC12.5/55.6G-KB	200	55.6	125	3000	75	90.8	4.5	125	100	160	KB125-100-315
XBC4.3/78G-NPS	280.8	78	43	3000	85	38.7	5.9	200	150	220	NPS200-210
XBC6.4/78G-NPS	280.8	78	64	3000	83	59.0	5.9	200	150	263	NPS200-230
XBC9.6/78G-NPS	280.8	78	96	3000	80	91.8	5.0	200	125	240	NPS200-280
XBC13.2/78G-NPS	280.8	78	132	3000	77	131.1	5.9	200	125	330	NPS200-350
XBC4.3/135G-NPS	486	135	43	1500	84	67.8	3.4	250	200	602	NPS250-370
XBC7.4/135G-NPS	486	135	74	1500	82.5	118.7	3.4	250	200	816	NPS250-450
XBC11.8/139G-NPS	500	139	118	1500	81	198.5	3.5	250	200	1186	NPS250-590
XBC3.4/220G-NPS	792	220	34	1500	87	84.3	4.6	300	250	876	NPS300-350
XBC5.9/220G-NPS	792	220	59	1500	86	148.0	4.6	300	250	906	NPS300-440
XBC10.3/220G-NPS	792	220	103	1500	84	264.5	4.6	300	200	848	NPS300-550
XBC14/220G-NPS	792	220	140	1500	82	368.2	4.6	300	200	1005	NPS300-660

机组型号 Unit model	流量 Flow		扬程 Head	转速 Rotate speed	泵效率 Pump efficiency	轴功率 Shaft power	必需汽蚀 余量 Necessary NPSHr	泵口径 Pump caliber		重量 Weight	配套泵型号 Matched pump type
	Q		H	n	η	Pa	NPSHr	进口	出口		
	m ³ /h	l/s	m	r/min	%	kW	m	mm	mm		
XBC2.7/350G-NPS	1260	350	27	1500	89	104.1	5.3	350	300	978	NPS350-340
XBC4.5/350G-NPS	1260	350	45	1500	87	177.5	5.3	350	300	1110	NPS350-400
XBC8/350G-NPS	1260	350	80	1500	78	351.9	5.5	350	250	1208	NPS350-500
XBC13.1/350G-NPS	1260	350	131	1500	82	548.2	5.4	350	200	1588	NPS350-650
XBC2.2/560G-NPS	2016	560	22	1000	88	137.3	4.7	500	400	1728	NPS500-450
XBC3.6/560G-NPS	2016	560	36	1000	88	224.6	4.5	500	350	2220	NPS500-530
XBC6/560G-NPS	2016	560	60	1000	87	378.6	5.0	500	350	2550	NPS500-670
XBC10.6/560G-NPS	2016	560	106	1000	86	676.7	5.0	500	300	2800	NPS500-830
XBC2.2/880G-NPS	3168	880	22	1000	89	213.3	6.9	600	600	3100	NPS600-480
XBC3.3/880G-NPS	3168	880	33	1000	90	316.3	7.0	600	500	3200	NPS600-540
XBC5/880G-NPS	3168	880	50	1000	89	484.7	6.5	600	400	3856	NPS600-630
XBC7.5/880G-NPS	3168	880	75	1000	88	735.3	8.8	600	500	5000	NPS600-780

七、应用业绩 Application Achievement



“高扬程立式长轴海水消防泵组”——中海油惠州炼油码头立式长轴电动消防泵组
型号：XBD20/160-300LB(300LB-67*3)
扬程：200m

“High-lift vertical turbine seawater fire pump set”
—— CNOOC Huizhou refinery dock vertical turbine electric firepump set
Type : XBD20/160-300LB(300LB-67*3)
Head : 200m



洛克石油柴油机立式消防泵组
Locke petroleum set diesel engine
vertical turbine fire pump



首都机场柴油机立式长轴消防泵组
diesel engine vertical turbine fire pump set
in Capital Airport



海洋平台(锦州9-3)电动消防泵
Offshore platform(Jinzhou 9-3)
electric-drive fire pump



柴油机海水消防泵
Diesel engine seawater fire pump



宁夏炼油柴油机消防泵
Ningxia oil refining diesel
powered fire pump



扬子石化电动消防泵
Yangzi Petrochemical
electric-drive fire pump



孟加拉AKG水处理站工程
Bangladesh AKG Water treatment
station project



尼日尔Agadem油田一体化项目
Niger Agadem oil field integration project